



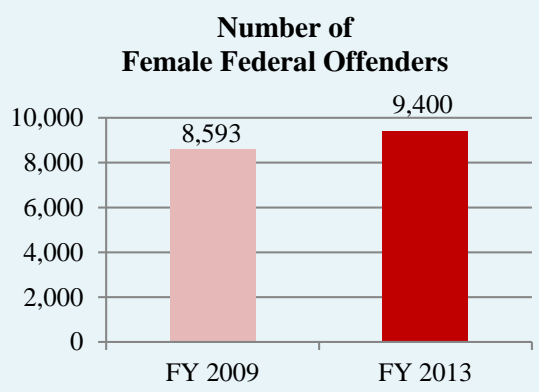
Quick Facts

▶ THERE WERE 80,035 CASES REPORTED TO THE UNITED STATES SENTENCING COMMISSION IN FISCAL YEAR 2013.

▶ OF THESE CASES, 9,400 INVOLVED FEMALE OFFENDERS.

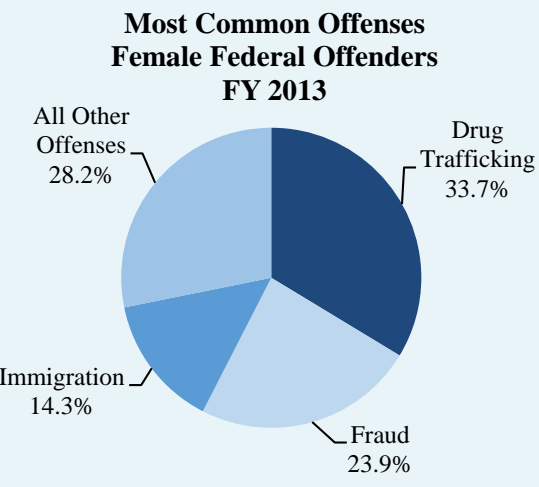
▶ FEMALE OFFENDERS ACCOUNTED FOR 13.3% OF OFFENDERS IN FISCAL YEAR 2013.

Women in the Federal Offender Population



Top Five Districts Female Federal Offenders FY 2013

Southern District of Texas (N=722)
Western District of Texas (N=711)
Southern District of California (N=536)
District of Arizona (N=452)
Southern District of Florida (N=401)



While women continue to make up a small percentage of federal offenders, the proportion of federal offenders who were women rose slightly from 12.1% in fiscal year 2009 to 13.3% in fiscal year 2013.

Offender and Offense Characteristics¹

- In fiscal year 2013, more than two-thirds of female offenders were sentenced for drug trafficking (33.7%), fraud (23.9%), or immigration (14.3%) offenses.
- In only one offense, embezzlement, were female offenders in the majority (57.2%).
- More than one-third were Hispanic (37.5%) followed by White (34.5%), Black (21.8%), and Other Races (6.2%).
 - ◆ The largest racial group of female drug trafficking offenders was Hispanic (43.6%) followed by White (35.6%), Black (16.3%), and Other Races (4.5%).
 - ◆ The largest racial group of female fraud offenders was White (42.5%) followed by Black (35.8%), Hispanic (15.5%), and Other Races (6.2%).
 - ◆ Most female immigration offenders were Hispanic (86.4%), followed by White (5.4%), Other Races (4.9%), and Black (3.3%).
- The average age of these offenders at sentencing was 38 years.
- The majority of female offenders were United States citizens (79.5%).
- Most female offenders (70.8%) had little or no prior criminal history (i.e., assigned to Criminal History Category I). The proportion of female offenders in other Criminal History Categories was as follows:
 - ◆ 10.2% of these offenders were in Category II;
 - ◆ 10.5% were in Category III;
 - ◆ 3.6% were in Category IV;
 - ◆ 2.0% were in Category V; and,
 - ◆ 2.9% were in Category VI.
- Districts with the highest proportion of their overall caseload comprising female offenders were:
 - ◆ Middle District of Alabama (26.2% of overall caseload);
 - ◆ Northern District of West Virginia (25.4%);
 - ◆ District of Alaska (24.3%);
 - ◆ Western District of Virginia (22.6%);
 - ◆ Southern District of Illinois (22.4%); and,
 - ◆ District of Hawaii (22.4%).
- Weapons were involved less frequently (4.1%) in cases involving females than in cases involving males (8.6%).

¹ In comparison, male offenders are more likely to be Hispanic (53.8%), non-citizens (44.9%), and have a more extensive criminal history (only 40.4% of male offenders were assigned to Criminal History Category I).

Quick Facts

Women in the Federal Offender Population

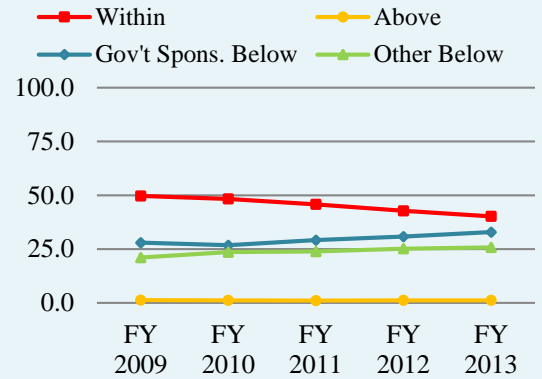
Punishment

- Three-quarters (75.6%) of female offenders were sentenced to imprisonment, which is less than the rate for male offenders in fiscal year 2013 (93.5%).
- ◆ Female drug trafficking offenders were often sentenced to imprisonment (90.3%), although at a lower rate than male drug trafficking offenders in fiscal year 2013 (97.3%).
- ◆ Female fraud offenders were sentenced to imprisonment at a lower rate (61.1%) than were male fraud offenders (74.1%).
- ◆ Female immigration offenders were sentenced to imprisonment at a lower rate (85.0%) than were male immigration offenders (97.5%).
- Female offenders were convicted of a statute carrying a mandatory minimum penalty at a lower rate (24.0%) than were male offenders (26.9%).
 - ◆ The average sentence length for females convicted of a statute carrying a mandatory minimum penalty was 60 months.
 - ◆ The average sentence length for females not convicted of a statute carrying a mandatory minimum penalty was 17 months.

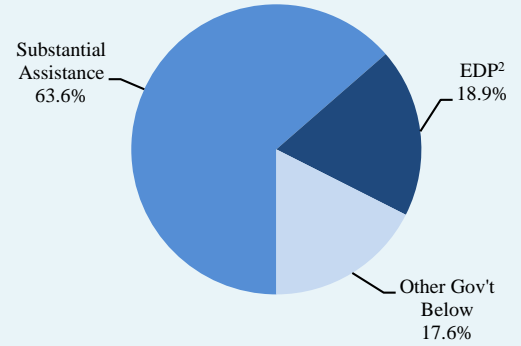
Sentences Relative to the Guideline Range

- For each of the past five years, female offenders were sentenced within the guideline range in less than half of all cases (49.7% in fiscal year 2009 and 40.2% in fiscal year 2013), compared to 55.3% and 49.8% for male offenders.
- The rate of government sponsored below range sentences increased from 28.0% in fiscal year 2009 to 32.9% in fiscal year 2013, compared to 26.3% and 28.7% for male offenders.
 - ◆ Substantial assistance departures were granted in 20.9% of cases involving female offenders in fiscal year 2013. This represents 63.6% of all government sponsored below range sentences for female offenders.
 - ◆ Early Disposition Program (EDP) departures² were granted in 18.9% of cases involving female offenders.
 - ◆ Other government sponsored below range sentences were granted in 17.6% of cases involving female offenders.
- The percentage of female offenders that received a non-government sponsored below range sentence increased over the last five years (from 21.1% of cases in fiscal year 2009 to 25.8% in fiscal year 2013), compared to 16.3% and 19.2% for male offenders.
- The average guideline minimum for female offenders has increased over the last five years from 36 months in fiscal year 2009 to 41 months in fiscal year 2013.
- The average sentence imposed slightly increased over the last five years, from 25 months in fiscal year 2009 to 27 months in fiscal year 2013.


Sentence Relative to the Guideline Range



Government Sponsored Below Range Sentences FY 2013



Average Sentence and Average Guideline Minimum (in months)



² "Early Disposition Program (or EDP) departures" are departures where the government sought a sentence below the guideline range because the defendant participated in the government's Early Disposition Program, through which cases are resolved in an expedited manner. See USSG §5K3.1.

For other Quick Facts publications, visit our website at www.uscg.gov/Quick_Facts.

